


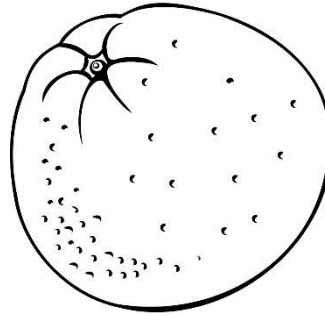




I. Colour yellow coloured fruits.



II. Help the mother animals to find their young ones.



III. Painting Activity – Tulips.


Mother :- Look at the flowers. How beautiful are they! Do you know the name of this flower? It's known as Tulips.

Child :- Wow! It's really beautiful.

Mother :- Can you draw this Tulips? Come let's try.





Materials required:- Fork & water colour



IV. Vegetables and fruits printing.

Materials required:- Fabric colour, carrot, lady's finger, apple, guava etc.
Method: - Cut the fruit or vegetable, dip in fabric colour and paste it.





V. Join the dots and colour the picture.

